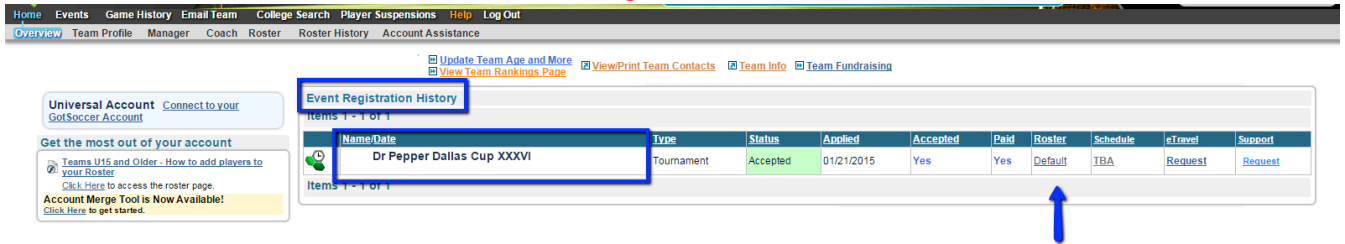


Adding Guest Payers & Club Pass Players From **Same** Club to Event Roster

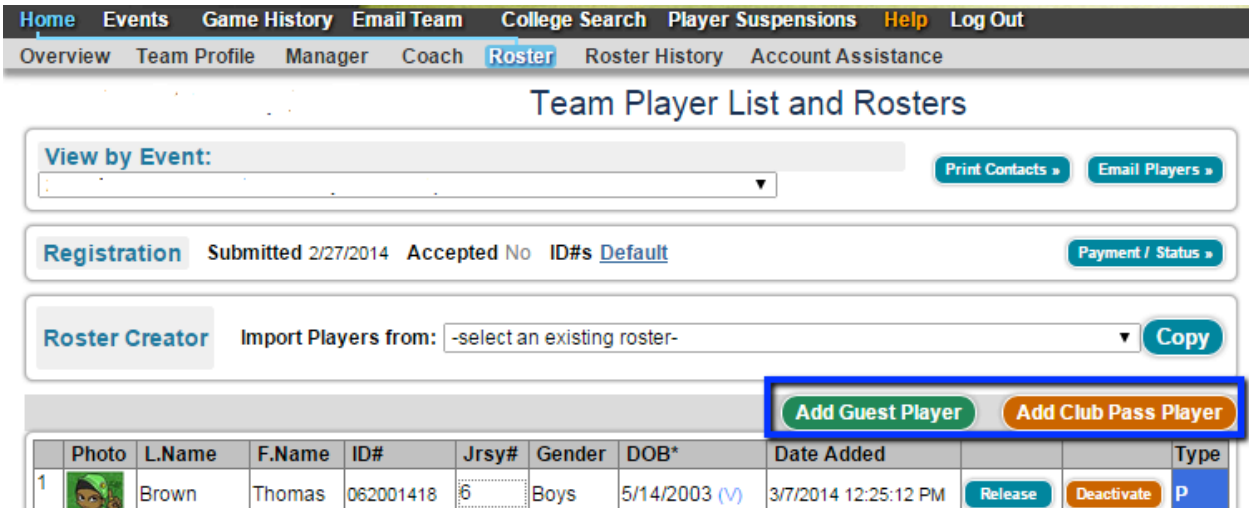
1. Login to team **“Gotsoccer Account”**
2. Locate **“Event”** under **Event Registration** (Event team has entered)
3. Click on **“Default”** under the **“Roster Column”**

Fig 1



4. Click on **“Guest Player Button”** (If adding Guest Player from same club)
5. Click on **“Club Pass Player”** (If adding Club Pass Player)

Fig 2



6. A Box will drop down
7. Type in "Required Information"
8. Click "Search Button"
9. Add "Player" to Event Roster
10. Change "Jersey Number" if needed (Duplicate Jersey #s not allowed)

Fig 3

Home Events Game History Email Team College Search Player Suspensions Help Log Out

Overview Team Profile Manager Coach Roster Roster History Account Assistance

View by Event:

Registration Submitted 2/27/2014 Accepted No ID#s [Default](#)


Roster Creator Import Players from:

Search for Guest Player

Boys L.Name F.Name ID#

Level

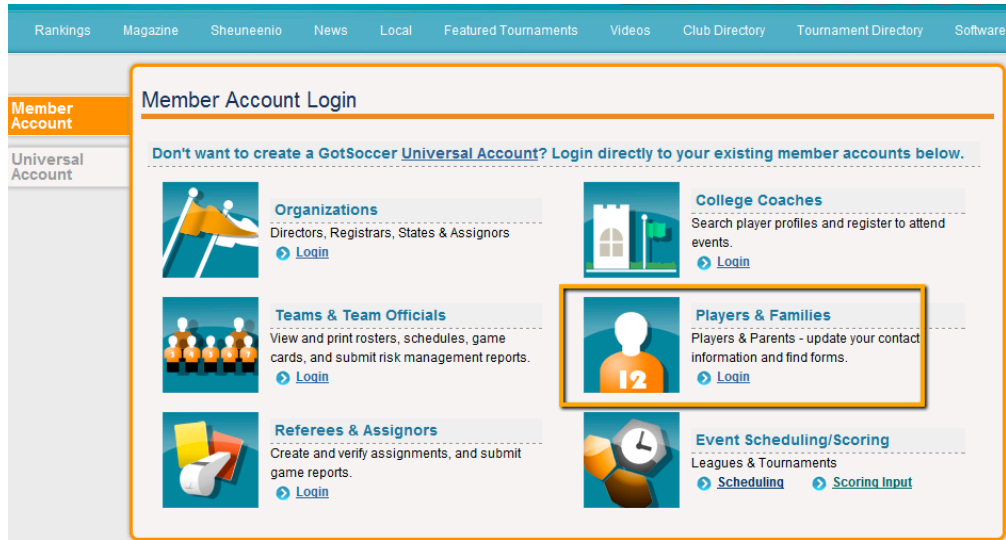
Enter the player first & last name or ID number to search.

	Photo	L.Name	F.Name	ID#	Jrsy#	Gender	DOB*	Date Added			Type
1		Brown	Thomas	062001418	6	Boys	5/14/2003 (v)	3/7/2014 12:25:12 PM	<input type="button" value="Release"/>	<input type="button" value="Deactivate"/>	P

Adding Guest Player From Another Club to Event Roster (Guest Player Only)

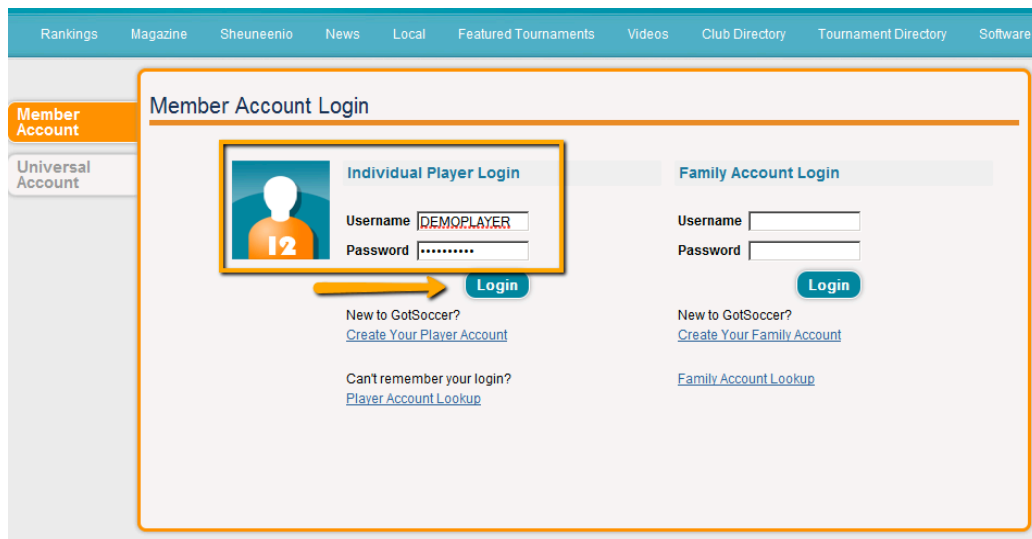
1. You will need the player's **"Username & Password"** that will be guest playing
2. Login to **"Gotsoccer"** www.gotsoccer.com
3. Locate **"Players & Families"** Login

Fig 1



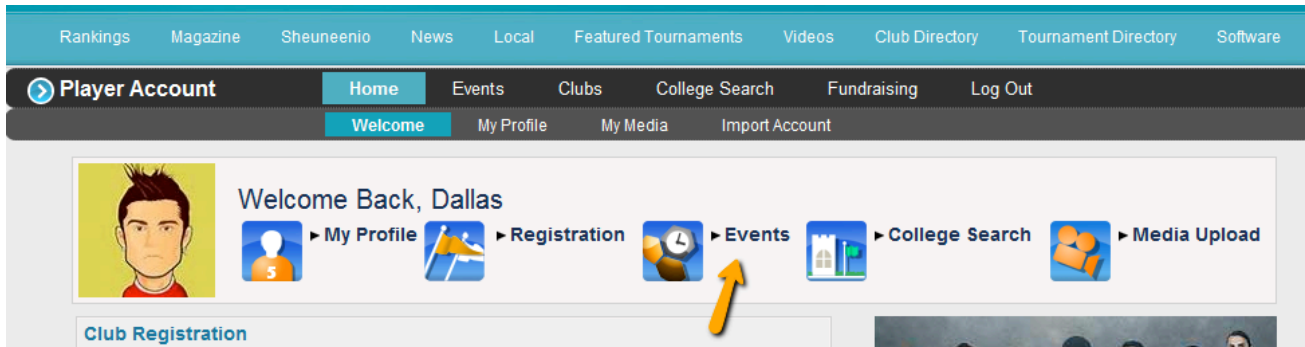
4. Enter **"Username & Password"** to login to player's profile

Fig 2



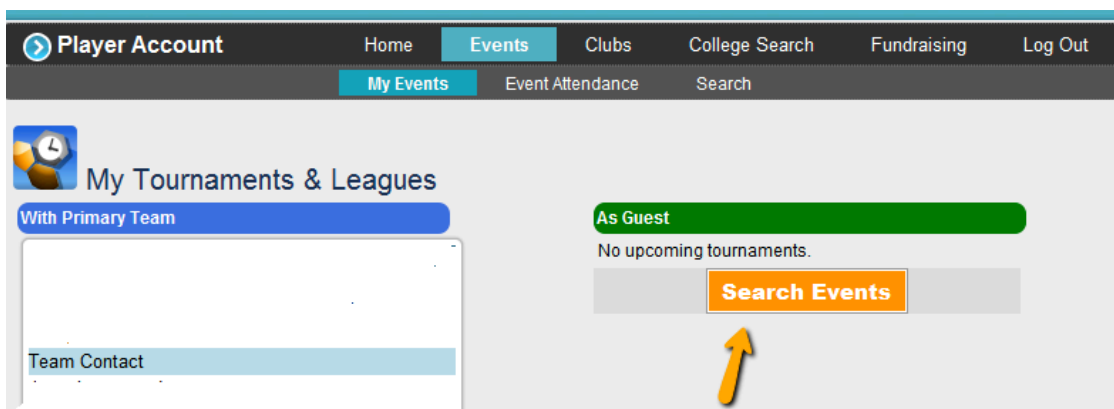
5. Click on **“Events”** button

Fig 3



6. Click on **“Search Events”**

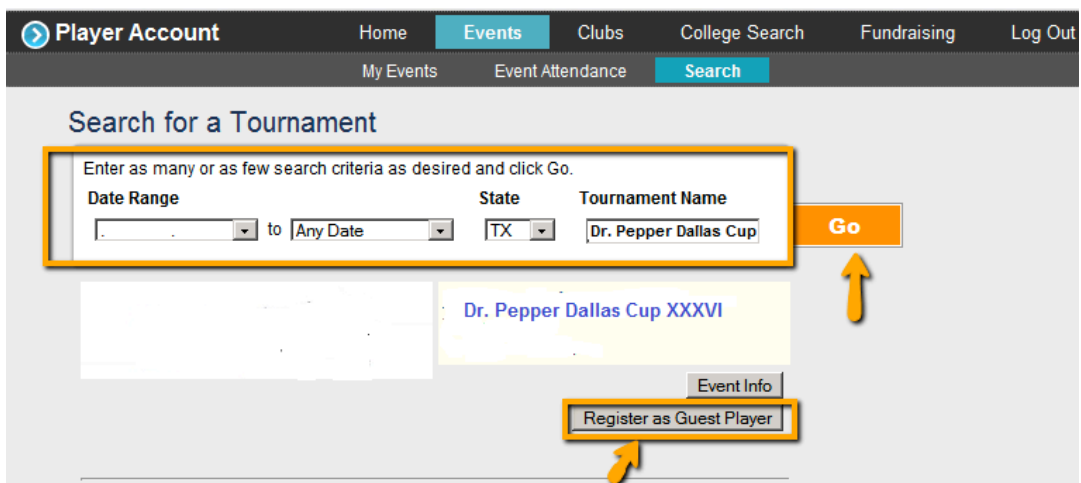
Fig 4



7. Enter **“Event Information”** to locate **“Event”** click go

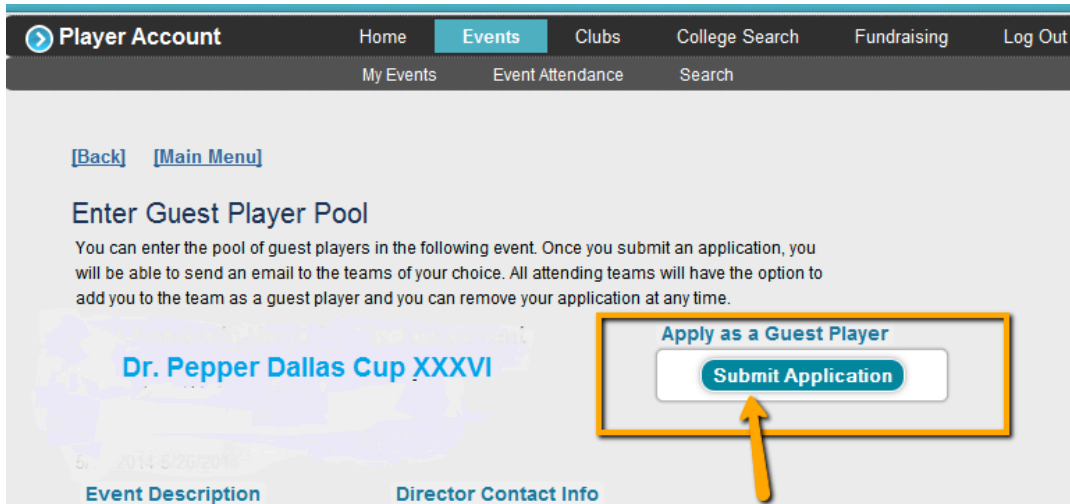
8. Once event is located click on **“Register as Guest Player”**

Fig 5



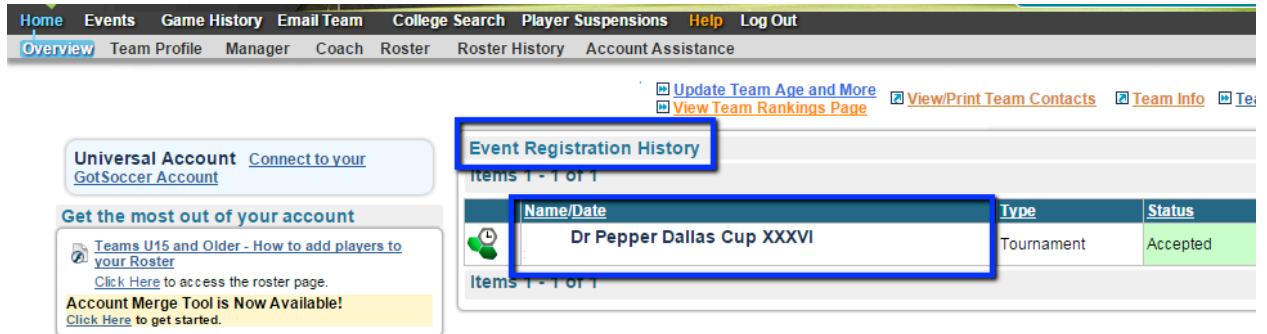
9. Submit "Application"

Fig 6



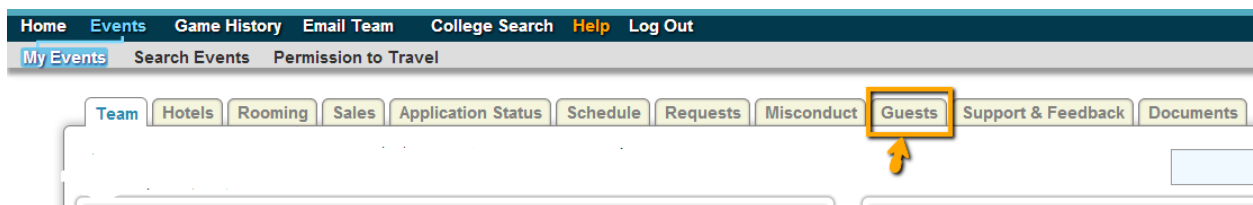
- 10. Login to team "Gotsoccer Account"
- 11. Locate "Event" under Event Registration
- 12. Click on "Event"

Fig 7



13. Click on "Guests" button

Fig 8




14. Locate "Player" Button
15. Click on "Player's Name"

Fig 9

Guest Players in Dr. Pepper DallasCup XXXVI

Click on a player name to view their profile and assign/unassign them from your team as a guest player.


List Filters
 Position (any) Footing (any) **Apply Filters**

Name/Group/Reg. Team	Footing/Position	Notes	Guest Of
 Dallas Johnson Boys U11 (5/14/2003) SOCCER USA - DEMO SOCCER CLUB USA 03B (TXN)	right Defender Midfielder		unassigned

16. "Assign Player" to team
17. "Assign Jersey #" (Duplicate Jersey #s not allowed)

Fig 10

Guest Player Overview - Dallas Johnson



Player Information
 Player ID # 062001429

Team Assignment

Guest Of (unassigned) **Update**

Regular Team
 Group